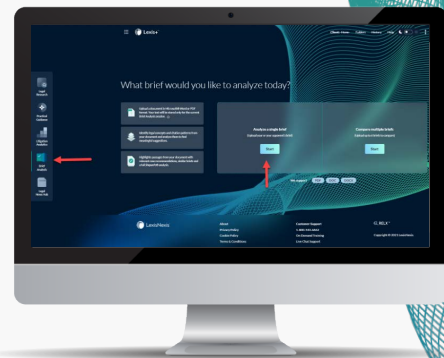


# LEXIS+ BRIEF ANALYSIS®

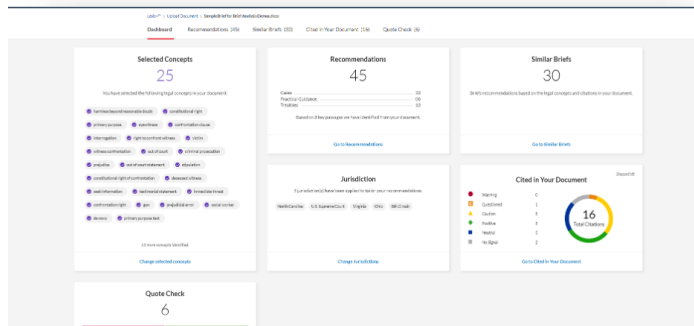
## DRAW AND DROP YOUR WAY TO A BETTER BRIEF.

Lexis+ Brief Analysis® helps you build better arguments, save time, check quotes and ensure you are citing good law.



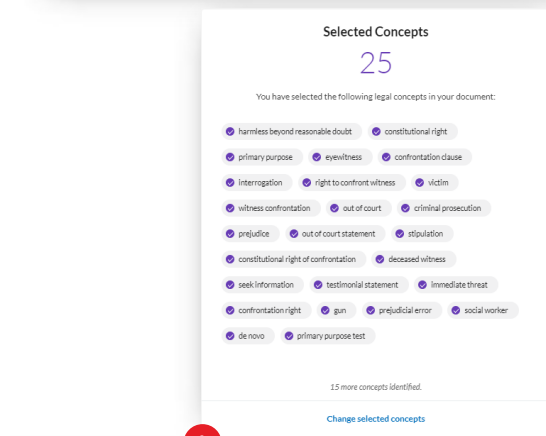
Start by selecting the Brief Analysis® experience from the Experience Dock on the Lexis+ home page. Then, either drag and drop a file or browse your directory to select a file to upload. Click the Start button to analyze a single brief or compare multiple briefs. Comparing multiple briefs is especially helpful when preparing for an oral argument.

Once the brief has been uploaded, you will be taken to the Results Dashboard. Here, you will see Selected Concepts, Recommendations, Similar Briefs, Cited in Your Document, Quote Check and *Shepard's*® analysis of the cites in your document. This Dashboard feature is unique to Lexis+. **No other brief analytics tool has a feature like the Dashboard, which concisely puts all the information in one place for a quick and easy overview.**

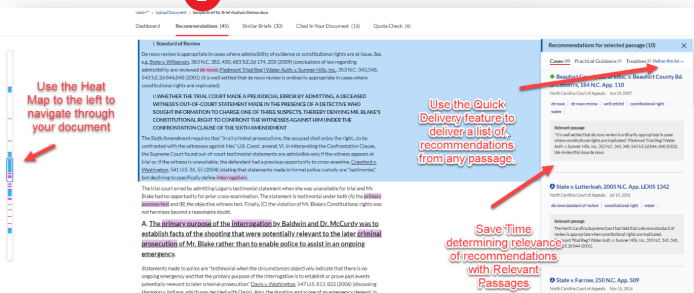


**Selected Concepts** are the factual and legal concepts identified in your brief. They are used to generate your report. Selected Concepts are the most important concepts--what your document is about. This enables the tool to match your document to the discussion of the same concepts in cases and briefs.

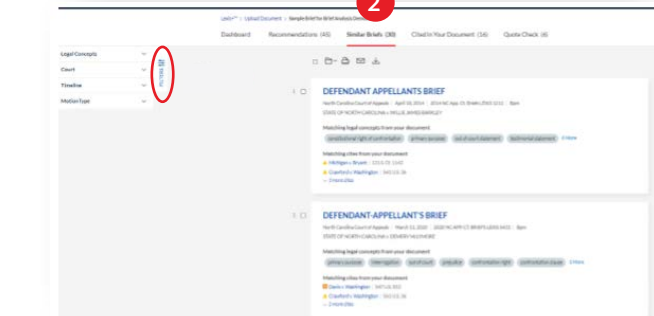
**1 Use Recommendations to Strengthen Your Arguments:** Recommendations provide you with recommended cases, secondary sources, and Practical Guidance materials to strengthen your own arguments. During oral arguments use recommendations to uncover any cases or arguments your opponent may have missed.



Only Lexis+ Brief Analysis® provides an in-line document view with recommendations. It highlights Key Passages in blue to indicate where important arguments were identified in your uploaded document. You can also click on other passages to see more recommendations.

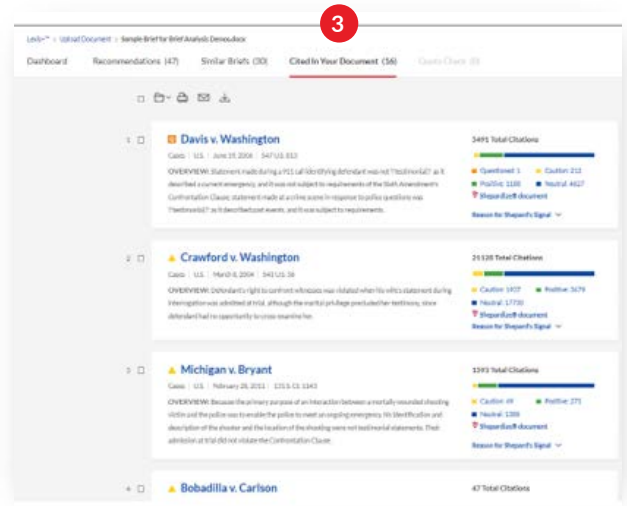


**2 Review Similar Briefs for Additional Language to Support Your Arguments:** Quickly surface up to 30 Similar Briefs with similar concepts and cites as your brief. Attorneys review real world briefs to make sure they have not missed an argument.

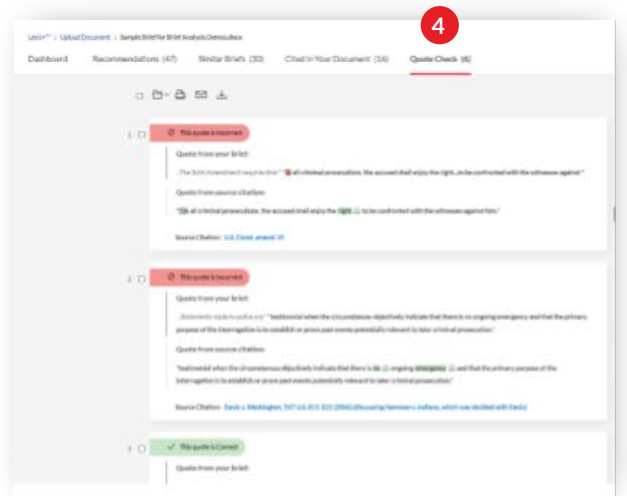


This feature allows you to **filter** by specific **Legal Concepts, Court, Timeline** and **Motion Type** to quickly retrieve the most relevant results in your result list.

**3 Confirm You are Citing Good Law:** The Cited in Your Document tab displays the cites that were used in your brief along with the *Shepard's*<sup>®</sup> information for each case. The most negative appear at the top so you will quickly be alerted to cases with negative treatment. You will also see the At Risk signal indicator, indicating if any cases run the risk of being overruled. Quickly identify any At Risk points of law in your opponent's brief when preparing for oral argument.



**4 Ensure the Accuracy of Your Quotes with Quote Check:** Quote Check will help you quickly ensure that there are no errors in your cited quotes; a benchmark of a high-quality brief.



**5 Jurisdiction:** Brief Analysis<sup>®</sup> automatically detects and applies jurisdictions by analyzing the citations found in your uploaded document. You can change jurisdiction by going to the "Change Jurisdictions" pod on the dashboard.

Deselect any jurisdictions you do not want to include.

