

# Lexis+™ | What's New

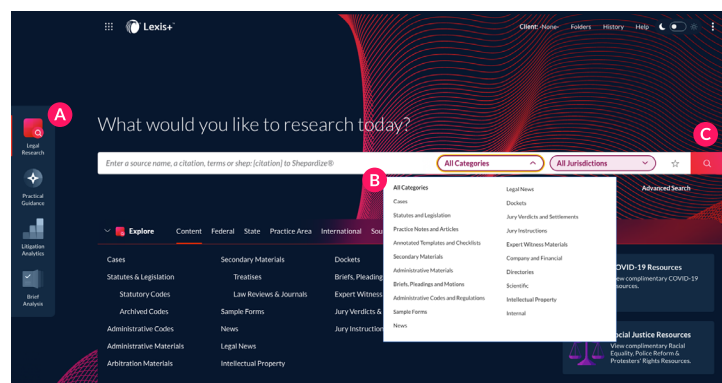
The all-in-one ecosystem of integrated legal solutions, complete with superior research, practical guidance, litigation analytics and brief analysis.

## Get Started

The Lexis+™ landing page introduces a visually optimized design, with integrated starting points for all your legal workflows. To get started, use the **A Experience Dock** to select your preferred experience.

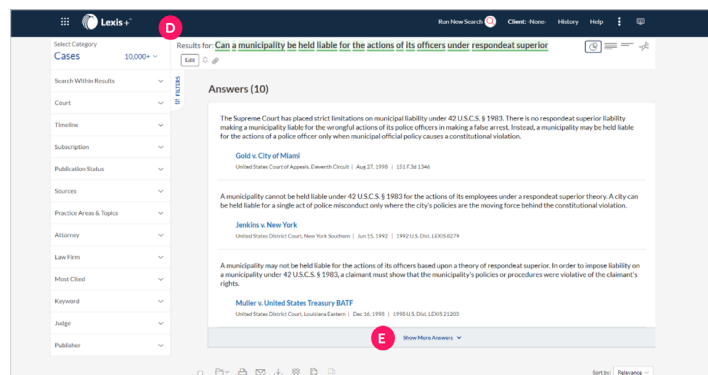
## Legal Research

The **B Legal Research** experience introduces an efficient and effective approach to research, featuring a single search for legal, financial, news, and practical guidance content. Access sources, documents, legal phrases, and suggested questions easily, directly from the **C Search Bar**, using either natural language or terms & connectors.



## Lexis Answers®

With **D Lexis Answers®** resolve legal questions and find citable authority without searching for and reading lengthy documents, by entering any natural language legal question into the Search Bar to find the answer directly within the document where the answer is found. Filter to the jurisdiction of choice to narrow the results, then simply hit search, and three answers display.

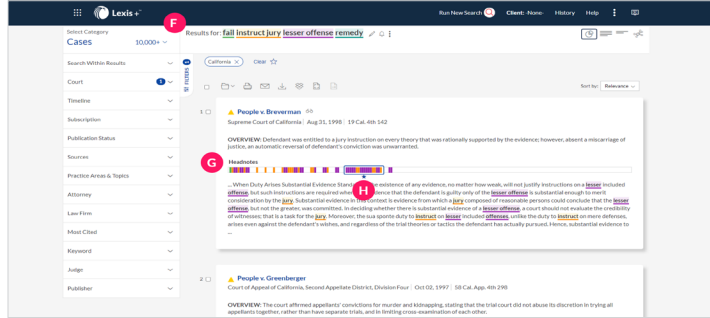
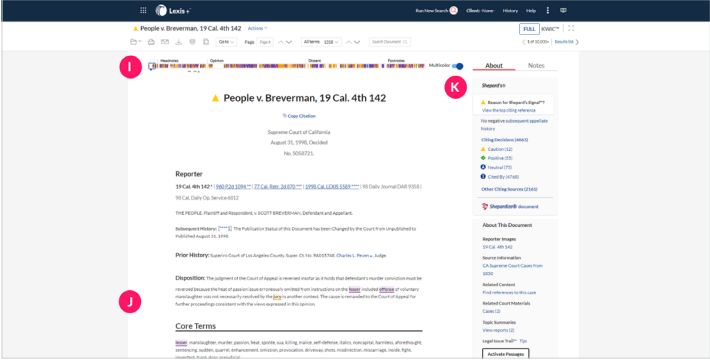


This view can be expanded to show up to 10 answers via **E Show More Answers**. Each answer contains text from the case relevant to the question, as well as the court where the case was decided, the date it was decided, and the citation for the case. Click on the answer to go to the exact location within the case where the answer text is found.

## Search Term Maps

**F** Search Term Maps for Cases, News, Statutes & Legislation, Administrative Codes & Regulations, Secondary Materials, Administrative Materials, and Briefs, Pleadings & Motions displays the location and distribution of each of your search terms in both the results list and within each full document, making it easier than ever to identify patterns and the largest concentration of search terms.

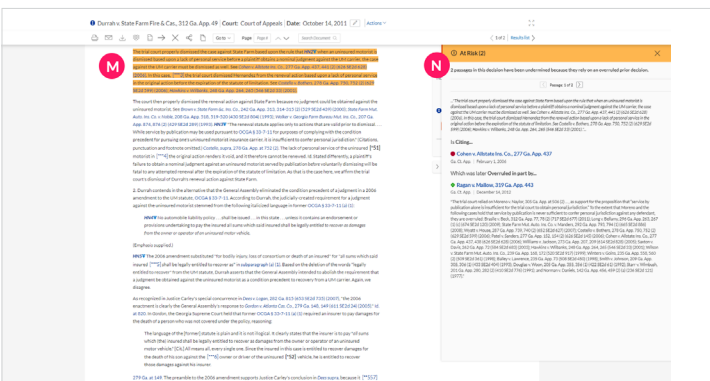
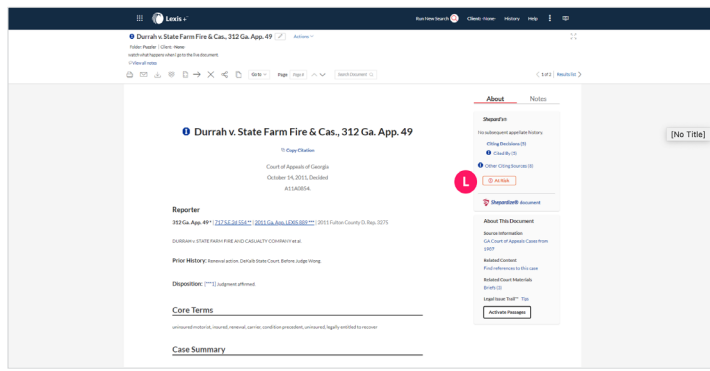
Use the **G** graphical view to navigate directly to points in your documents where your terms appear together or select a highlighted term to view an extract of the document where the term appears. The most significant cluster of terms is indicated with an **H** asterisk.



When viewing a document, reference the **I** Search Term Map and **J** highlighted terms. Click on select passages, navigate to specific individual terms, or turn off the **K** Multicolor display. Easily identify relevant, useful passages for a more efficient research experience.

## Shepard's® At Risk

With **Shepard's® At Risk**, identify cases at risk of being overruled, where the underlying points of law have been negatively treated by other decisions in the same jurisdiction. In the *Durrah* case, for example, a neutral blue "I" signal indicates this case is not directly overruled or discussed negatively by other citing decisions. However, the orange **L** At Risk warning is also displayed, as another case overruled a decision the *Durrah* case relies upon on the same point of law. Click the button to access the precise "at risk" point of law in this opinion.

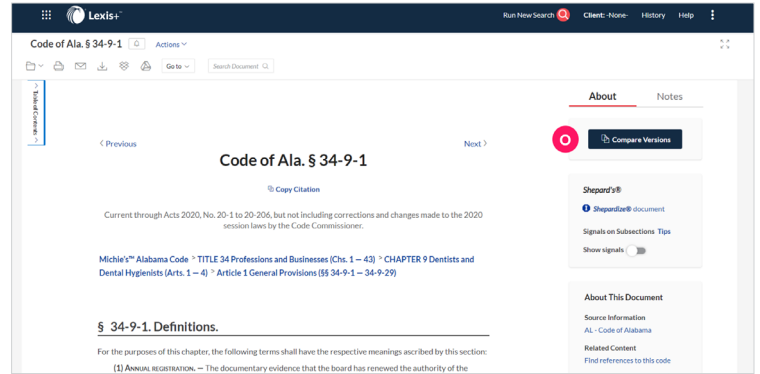
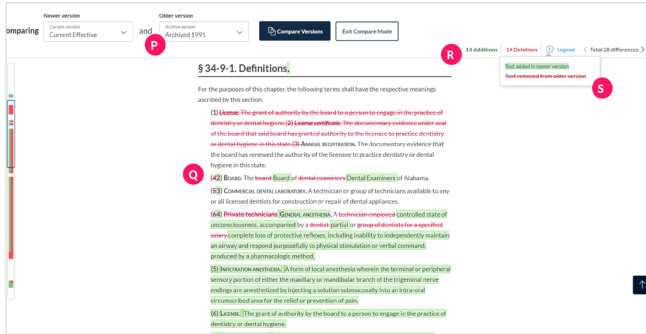


The **M** text of the passage is highlighted in orange. A **N** side panel is also displayed, showing the basis for the risk.

Here, the *Durrah* case relies on another decision, *Cohen*, for this point of law related to the sufficiency of service of process and personal jurisdiction. *Cohen* is overruled on the same point by the *Ragan* case. The relevant passage from *Ragan* is displayed, so you can easily determine the degree of risk to the point expressed in *Durrah*. The "at risk" point of law in the *Durrah* decision is discussed twice in the court's opinion—navigate to both passages within *Durrah* to review the impact of the *Ragan* case on its holding. While there is no direct citing relationship between *Durrah* and *Ragan*, an opposing authority or court could argue *Durrah* is no longer good law for this proposition.

## Code Compare

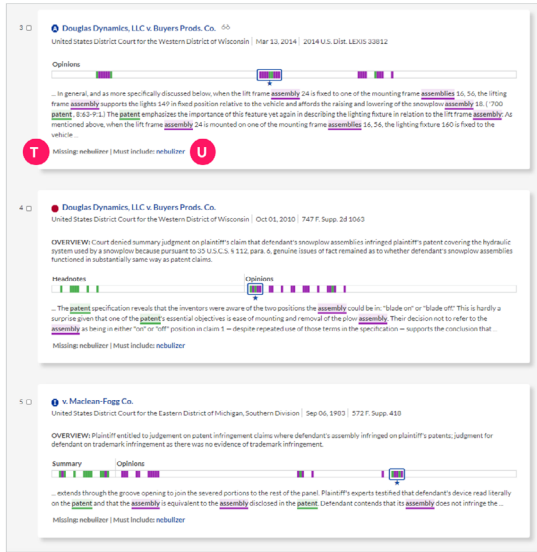
Identify changes in the law or legislative intent with **Code Compare**, by reviewing any two versions of a statute section side-by-side. Click **Compare Versions** to compare the current version to the most recent archive version. Select additional versions via **Newer version** and **Older version**.



**Q** Green mark-ups indicate text additions and red strikethroughs indicate text deletions. The **R** counter at the top indicates how many additions and deletions are in this compare. The **S** legend explains what additions and deletions mean.

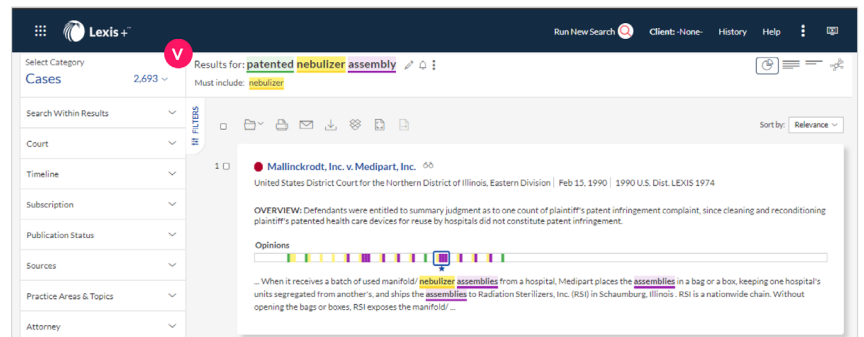
## Missing and Must Include

Gain greater control over your search with **Missing and Must Include**, which highlights terms from your search query that are missing from a specific document in the results set, for visibility into whether all your terms are present in a document—without opening the document. Missing and Must Include is available for all content types and up to five terms or phrases can be displayed with the 'Missing and Must Include' label.

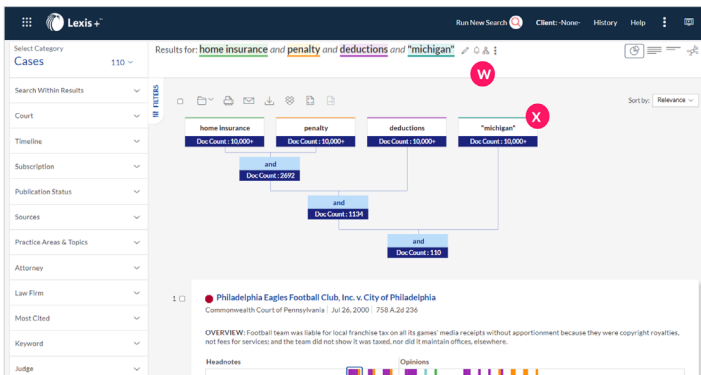


The label **T** 'Missing' at the bottom of the result snippet shows the term that is missing from the document. Click on **U** **Must Include** to rerun the search so that the search results include the term.

See at the top which terms were deemed as **V** **Must Include** terms in the new query. The results now include your must-have terms.

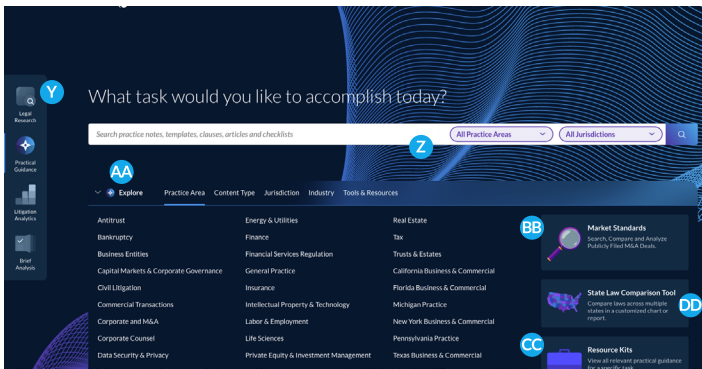


## Search Tree



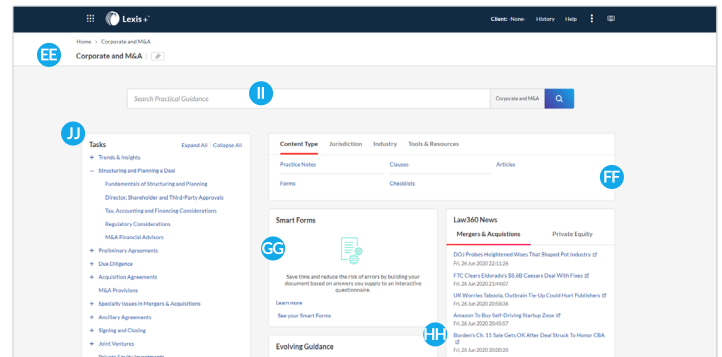
For even more search customization and control, after running a search, select the **W** **Search Tree** icon to access the first-of-its-kind **X** **visualization tool**, and better understand why certain terms are missing from the results set. Select the boxes with the requisite search terms to refresh the results set with those terms.

## Practical Guidance

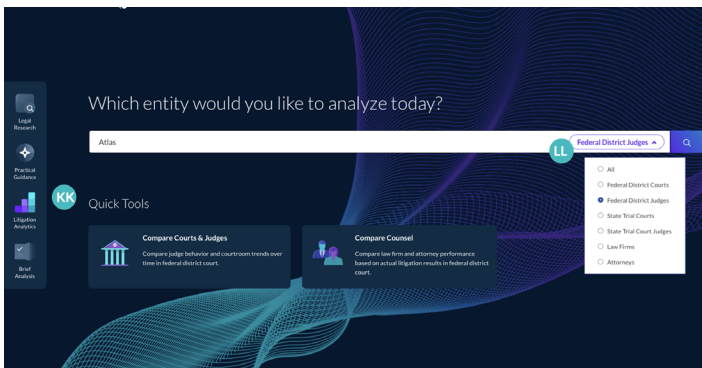


Quickly kick-start and complete any legal matter with **Y Practical Guidance**, accessible as an experience via the Experience Dock, or via the Search Bar in Legal Research. In the Practical Guidance experience, start with the **Z Search Bar**, or the **AA Explore** section, organized by Practice Area, Content Type, Jurisdiction, Industry, and Tools & Resources. Access **BB Market Standards** to search, compare and analyze publicly-filed transactions, **CC Resource Kits** for curated collections of content, and the **DD State Law Comparison Tool** to compare laws across jurisdictions via customized charts or reports.

Select a **EE Practice Area** to access all the **FF guidance**, **GG tools**, and **HH resources** for that specific area of law. Search within the practice area via the **II Search Bar**, and navigate the **JJ Tasks** to find authoritative content, organized by the way you work.

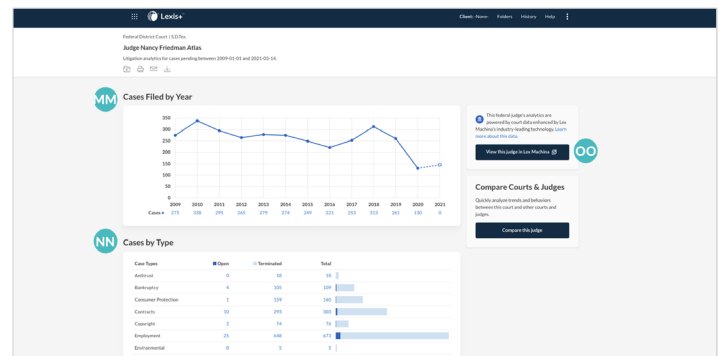


## Litigation Analytics

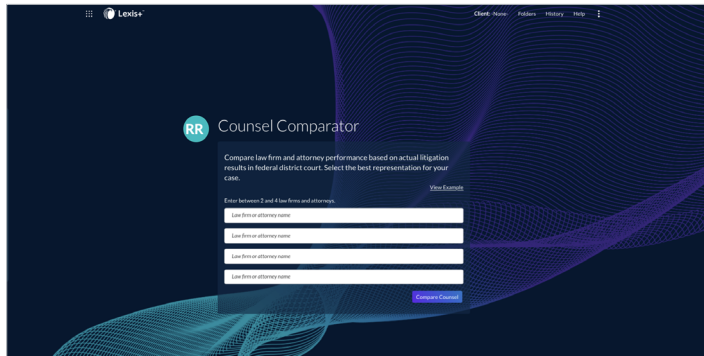
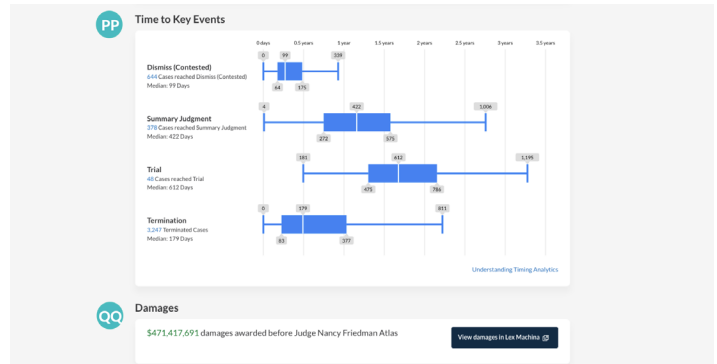


Ensure your success in litigation with the **KK Litigation Analytics** experience, featuring high-level insights into the behaviors and trends of judges, courts, attorneys and law firms. Get started by entering your entity's name in the **LL Search Bar** for an overview of their litigation track record.

Review **MM current caseloads and activity** and assess your entity's overall level of experience with a certain **NN case type**. Dig even deeper with access to the underlying list of related cases and more, directly in **OO Lex Machina**.



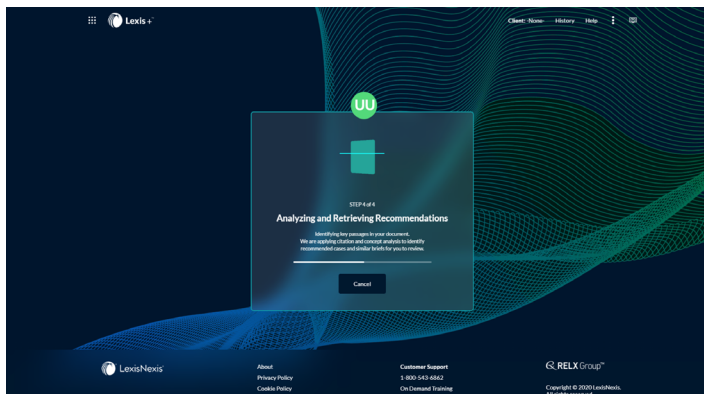
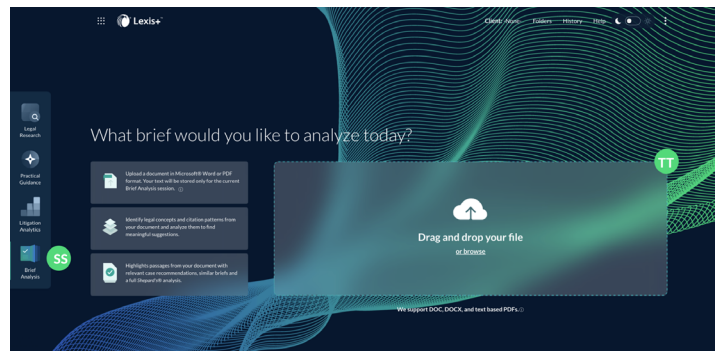
Better estimate costs by understanding **PP** timing to key events and develop informed litigation plans by reviewing **QQ** aggregated damages.



Then, easily compare judge behavior, courtroom trends, and law firm and attorney performance across key metrics via the **RR** Counsel Comparator and Courts & Judges Comparator, accessible via the Litigation Analytics homepage.

## Brief Analysis

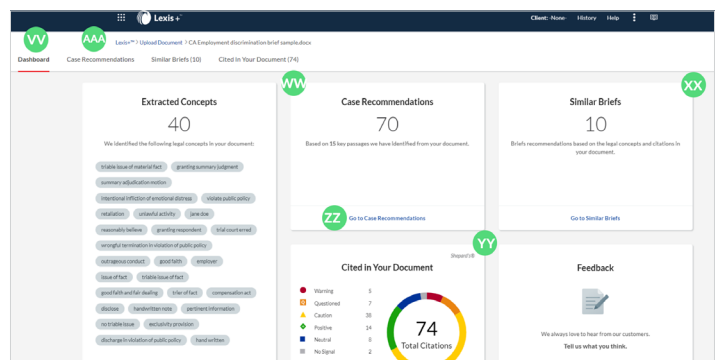
Build stronger arguments and find additional relevant materials with targeted research recommendations and *Shepard's*® analysis, based on the citation patterns and legal concepts found in your document. Start by selecting the **SS** Brief Analysis experience from the Experience Dock. Then, either **TT** drag and drop a file or browse your directory to select a file to upload.




After you upload, Brief Analysis **UU** analyzes your document for important concepts in the text and citations, and scans it for viruses. The data from your document is encrypted, and LexisNexis® stores the text of your document only during your Brief Analysis session.

After the analysis of your document is complete, access the **VV** Dashboard for an overview of the results and recommendations, and which important legal concepts were extracted from your document, and used to map to other relevant documents. Access relevant documents via **WW** Case Recommendations and **XX** Similar Briefs, and review *Shepard's*® analysis via **YY** Cited in Your Document.

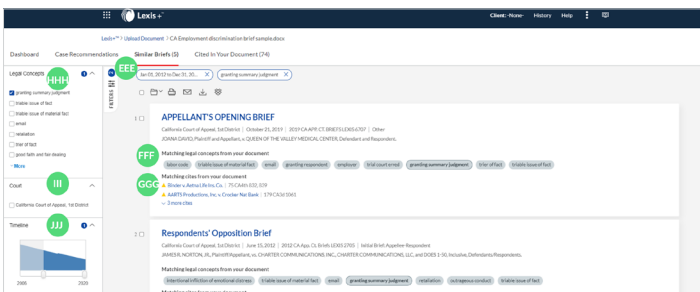
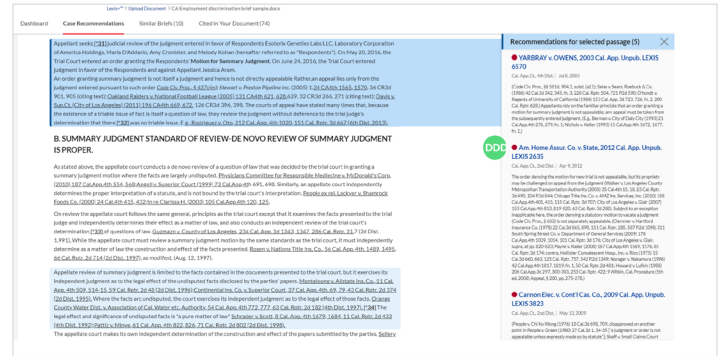
For recommendations on relevant cases you might have missed, click **ZZ** Go to Case Recommendations or select **AAA** Case Recommendations from the tabbed headings at the top of the screen.





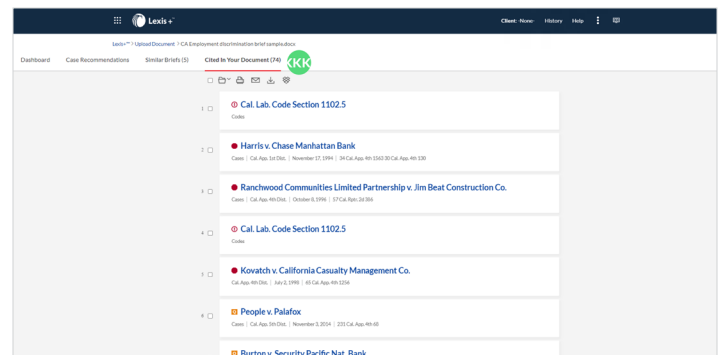
The text of your document is displayed and **BBB** key passages are highlighted with **CCC** case recommendations, based on points of law or arguments identified in the document.

Relevant cases from your jurisdiction are displayed in the **DDD** side panel, with the relevant text passage. Scan these results to determine whether you want to use the recommended case in your document, or validate that the point of law from your document is consistent with the holdings of other cases in your jurisdiction. Note that cases with red signals may be displayed, to provide you with the full array of authorities, so you are aware of possible contrary authority. This is especially helpful when analyzing an opponent's document.



**HHH** Similar Briefs provides relevant briefs and other court documents, identified based on similar legal and factual concepts, and citation patterns. **FFF** Matching Legal Concepts and **GGG** Matching Cites from your document are displayed with each recommended document. Filter by **HHH** Legal Concepts to focus on particular legal concepts important to your research. Click on a concept to narrow results to just those briefs that contain that concept. The selected concept displays above the recommended briefs and is highlighted within the briefs that contain that concept. Note that you can select multiple concepts, and the documents that contain any of the selected concepts will be displayed. You can also filter by **HHH** Court and **JJJ** Timeline.

To review *Shepard's*® information for authorities cited in your document, click **KKK** Cited in Your Document. Cites from your document are listed in order of the most to least negative *Shepard's*® analysis. Easily evaluate cases and codes with negative analysis to determine if the cases cited are still good law for the points of law stated in your document.



**Welcome to the Lexis+™ experience,  
for all your legal workflows—from search to strategy, start to finish.**

[plus.lexis.com](https://plus.lexis.com) | Contact your LexisNexis® representative for more information.