

Docket research simplified

New Lexis Advance® CourtLink® will be available soon. Here's what to expect:

Get the **same content and court coverage** of the CourtLink service—the industry's largest collection of court records*—fully integrated with the **latest capabilities and technology of Lexis Advance**. And, as part of the upgrade, **your current CourtLink Alerts and Tracks will be moved to Lexis Advance automatically**, so you will be ready to take advantage of the benefits immediately.

There are many advantages with CourtLink docket and document **research via the Lexis Advance service**.
You can:

Save time. Take **fewer research steps** and finish tasks more quickly to get the information you need.

Work more productively using more **modern, consistent tools and capabilities**. Searching and managing dockets and alerts has never been easier. And you'll use familiar Lexis Advance tools.

Get better results. Expand your research to other LexisNexis® products that are now just a click away, **using a single ID**. For example, move easily from CourtLink dockets to Lexis Advance case law to Lex Machina® Legal Analytics®—each just a click away, if you have CourtLink and Lex Machina subscriptions.

Here's a closer look at CourtLink through Lexis Advance, specifically in:

1. Searching
2. Alert set-up and management
3. Track set-up and management
4. Research History (now 90 days!)

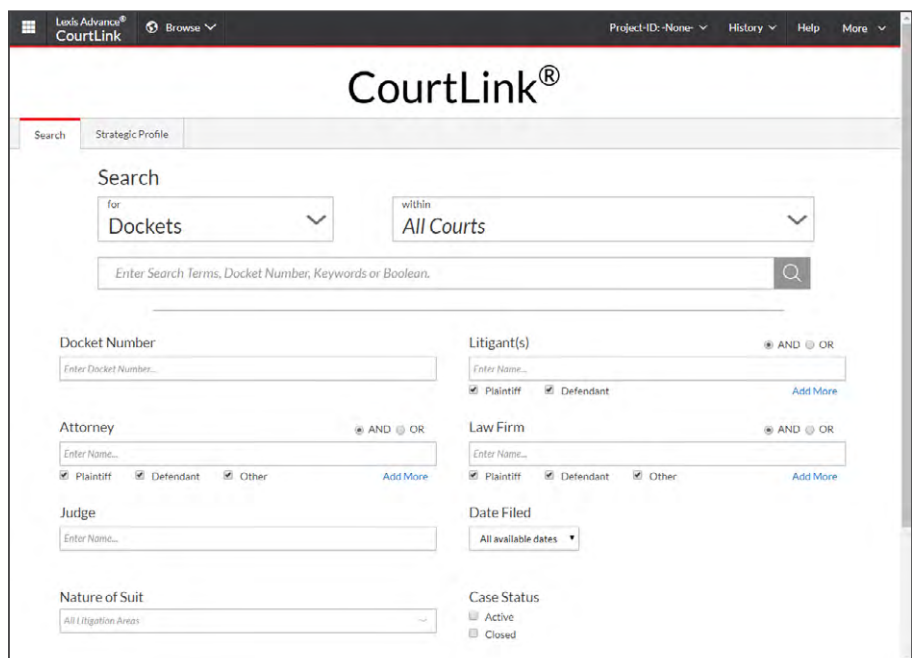
*Comparison data based on information available as of September 2018

1 Searching dockets with Lexis Advance CourtLink

Enter your search criteria on one screen, rather than entering information on many different screens.

Select search type, courts, natures of suit, etc., and enter search criteria (such as judge, attorney or business name) from one screen. (List navigations can still be used but are not required.)

Take a look at the simple CourtLink screen that is also the Lexis Advance® CourtLink® home page >



(Note: CourtLink Strategic Profiles will retain existing functionality with an upgraded look.)

Search: Refine/filter your search results

Get greater filtering flexibility! Freely filter all CourtLink search results using the same Lexis Advance post-search filters you use for dockets now. Here's what you'll see >

You can search broadly and refine afterward.

And there is no 1,000 docket results limit!

Search: Expand your research; no additional ID/Password required

For example, CourtLink integration with the Lexis Advance service helps you quickly expand your understanding of judges and attorneys. You can link directly from your full-text docket to related Lexis Advance cases involving specific parties or judges, set Lexis Advance Alerts for those people and/or view Lex Machina summary reports on their litigation records.

For example, just click the blue entity links in a full-text docket and select additional actions.

Search: Navigate & deliver search results

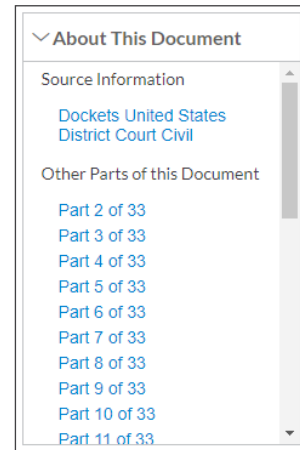
Save time and effort navigating lengthy U.S. District Court dockets with the **Go to** links that move you to specific docket portions, e.g., back to the top of the document.

Deliver dockets and documents using familiar Lexis Advance delivery tools

For example, add dockets to folders, or print, email, or save them to Google Drive™, all from the toolbar as your subscription allows. **And save dockets to your desktop, using the Download option.**



Advantages for managing large docket documents: Lexis Advance CourtLink can display dockets of any size, including lengthy class-action litigation dockets. Large docket documents are displayed in parts. Move among the parts using the links in the About This Document box on the right side of the full-text document.



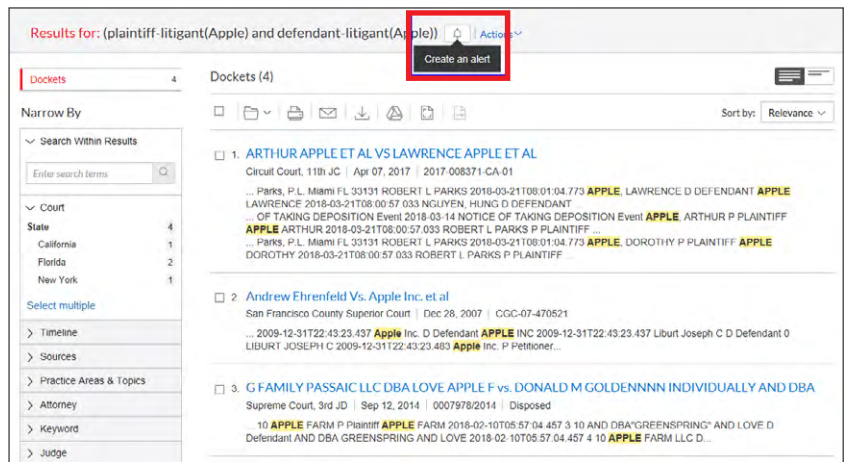
2 Alerts set-up and management with Lexis Advance CourtLink

Your current CourtLink Alerts will be moved automatically as part of your upgrade so you'll be ready to research. Set up alerts in a fraction of the time! Set up on the main **CourtLink search screen on Lexis Advance** and confirm on a second screen, instead of seven distinct steps you needed previously on the CourtLink service. You can also create:

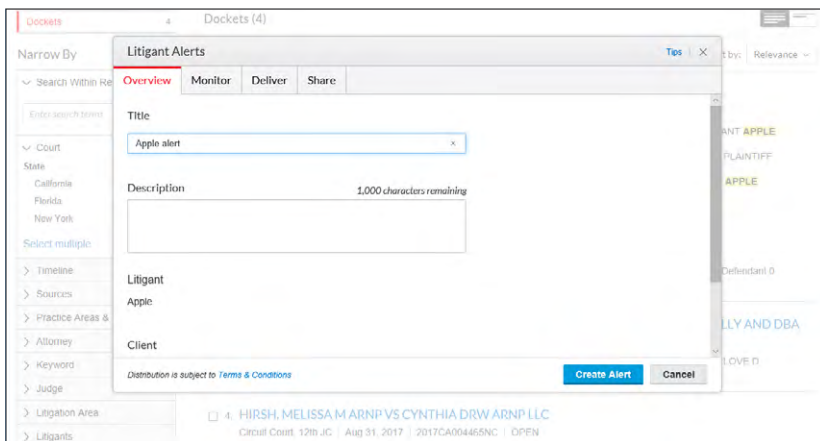
- *Defendant-only* Alerts, where your litigant appears only as a defendant, not as a plaintiff
- Alerts with multiple litigants (e.g., both Apple® and Samsung® display in the case)
- Alerts with pinpoint accuracy, combining litigants, attorneys or law firms, judges, natures of suit and more

A screenshot of the Lexis Advance CourtLink search screen. At the top, there are two dropdown menus: 'for' with 'Dockets' selected and 'within' with 'All Courts' selected. Below these is a search input field with the placeholder text 'Enter Search Terms, Docket Number, Keywords or Boolean.' and a search icon. A red box highlights the 'Create Alert' button, which has a bell icon. Below the search field are several filter sections: 'Docket Number' with an input field; 'Attorney' with an input field and checkboxes for 'Plaintiff', 'Defendant', and 'Other'; 'Judge' with an input field; 'Litigant(s)' with an input field containing 'Facebook', a red arrow pointing to it, and checkboxes for 'Plaintiff' and 'Defendant'; 'Law Firm' with an input field and checkboxes for 'Plaintiff', 'Defendant', and 'Other'; and 'Date Filed' with a dropdown menu set to 'All available dates'.

Plus ... you can also immediately create a CourtLink Alert **after you enter a search and review and/or filter the results**, testing and refining your search before setting your Alert. Just click the bell icon in your search results.

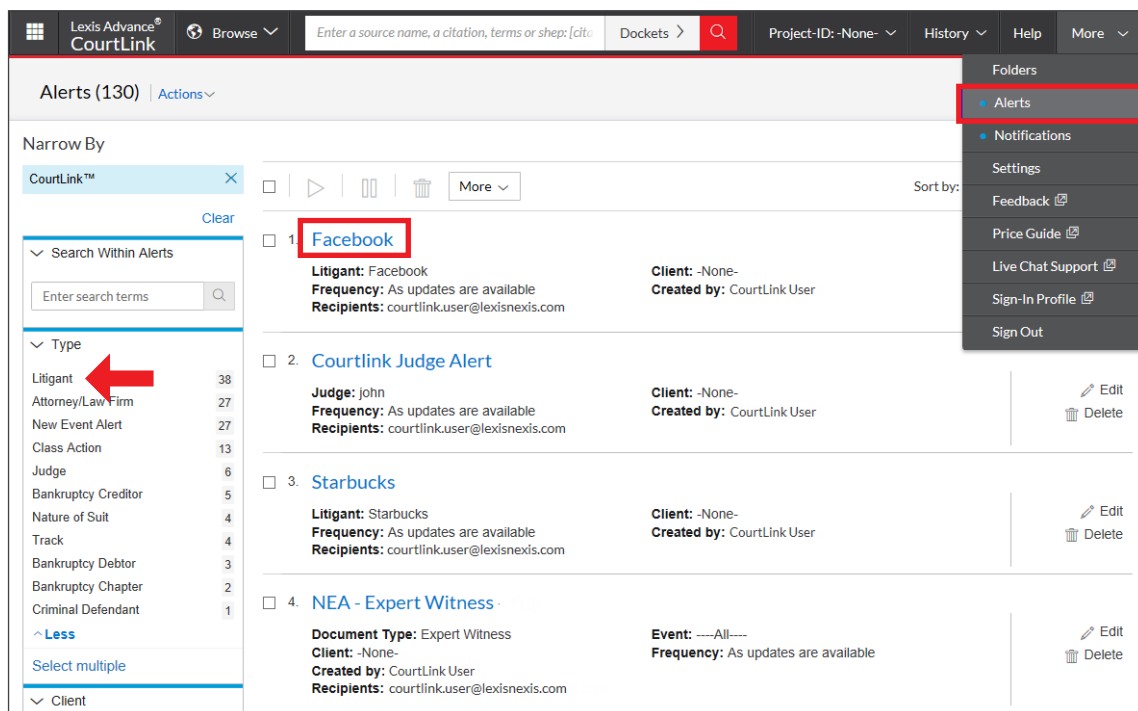


Alerts Set-up: One uniform set-up page



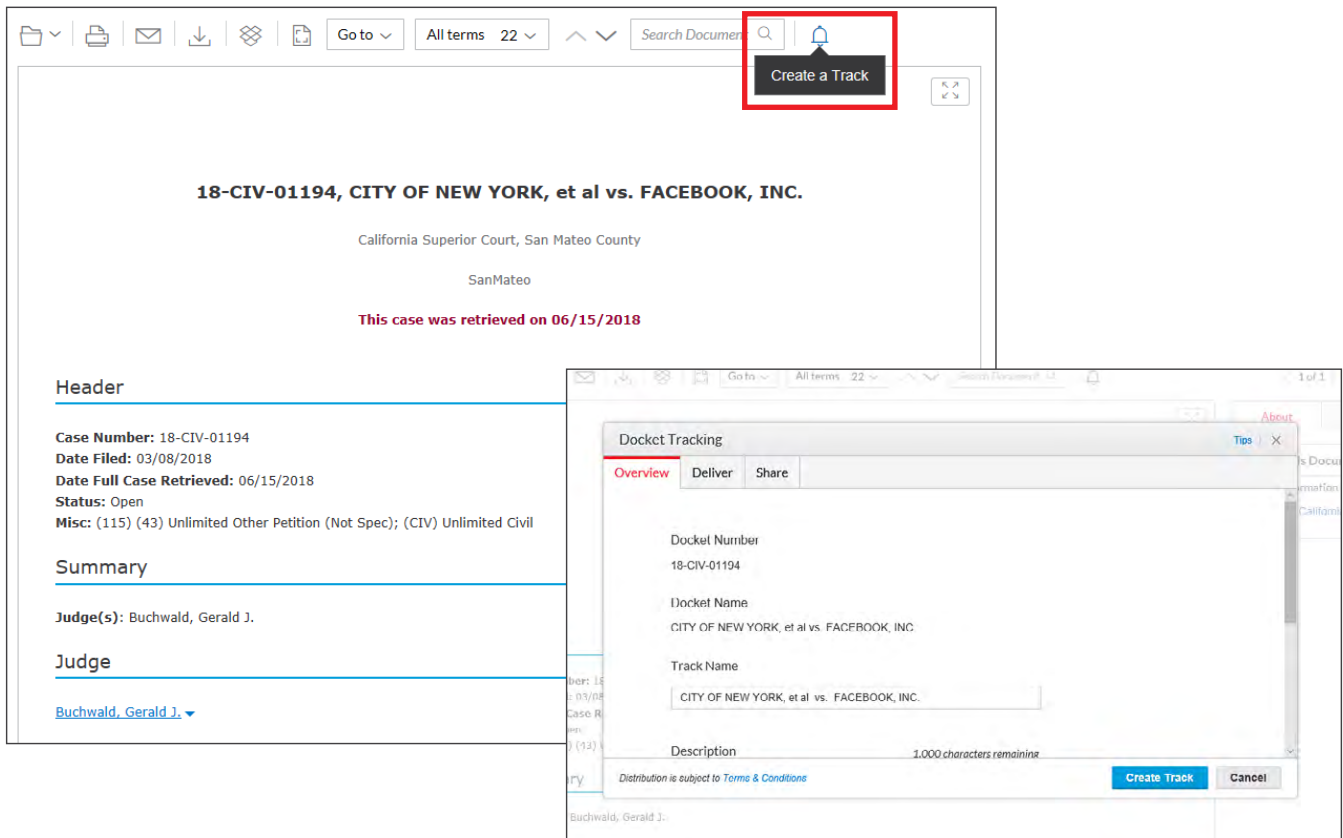
Configure your Alert deliveries the same way as other Lexis Advance Alerts, i.e., using the same monitoring, delivery and sharing options.

Find and manage your CourtLink and all other Lexis Advance Alerts together, in the same location and with standard formatting. For example, click an Alert subject title to see its latest list of new dockets. (You can even narrow your CourtLink Alerts by type, e.g., Litigant.)

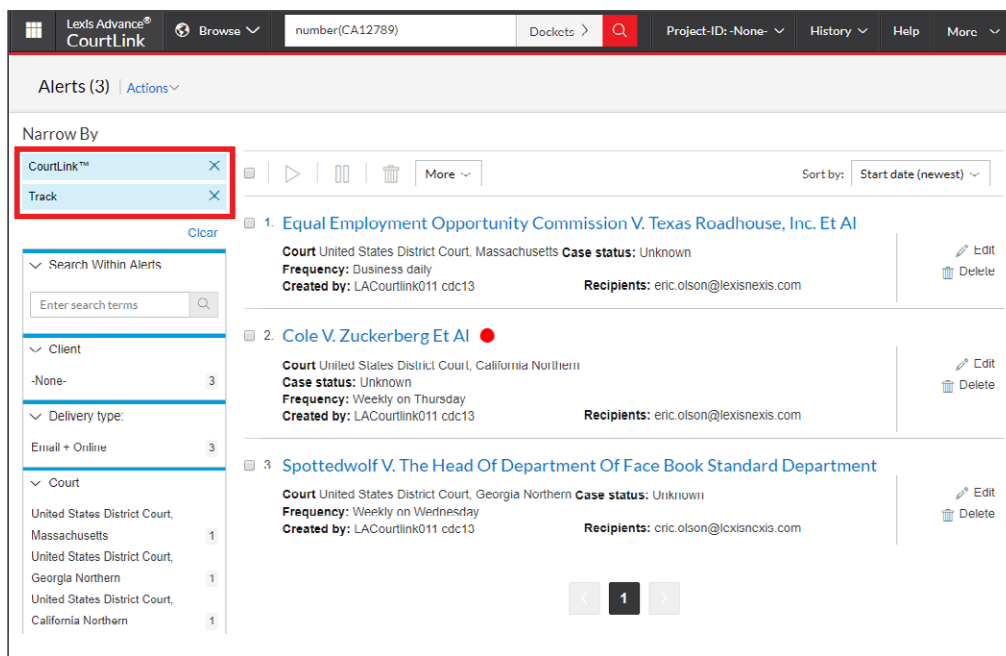


3 Track set-up and management with Lexis Advance CourtLink

Save time and move faster with Track set-up on the Lexis Advance service. You **simply select the bell icon in a full-text docket**, consistent with other Lexis Advance notifications.



The Track results display with the consolidated Lexis Advance Alerts, offering the **consistent look and feel and management capabilities** of Lexis Advance.



4 Research history with Lexis Advance CourtLink: Now 90 days!

Get more research history with Lexis Advance CourtLink. You can display prior searches as well as your dockets and documents viewed **in one location** and **retain them for 90 days**. Gain access to your History from the Lexis Advance home page or the More pull-down menu. To refine your History to Lexis Advance CourtLink, select Lexis Advance® CourtLink® from the **Originated In** filter list. (Not shown) You can filter by date of search, search type and more.

The screenshot shows the Lexis Advance CourtLink interface. The top navigation bar includes 'Lexis Advance CourtLink', 'Browse', a search bar, 'Dockets', 'Project-ID: -None-', 'History', 'Help', and a 'More' dropdown menu which is highlighted in red. Below the navigation bar, the 'History' section is active. On the left, the 'Narrow By' section has 'Lexis Advance® CourtLink' selected and highlighted in red. Below it, the 'Date' filter is also highlighted in red, showing a list of dates and their corresponding counts: Today (34), Yesterday (10), Thursday (1), Oct 17, 2018 (11), and Oct 16, 2018 (8). The main list area shows two items:

- 18-CIV-01194, CITY OF NEW YORK, et al vs. FACEBOOK, INC.**
Content Type: Dockets
Terms: Comment:OF SVETLANA SHATNENKO IN SUPPORT OF
Narrowed By: Content Type: Dockets
Jurisdiction: All Jurisdictions
Practice Areas and Topics: All Practice Areas and Topics
Originated In: Lexis Advance® CourtLink
Type: Document View
Client: -None-
Date & time: Oct 24, 2018 07:52:32 p.m. EDT
- 5:12md2314, In Re Facebook Internet Tracking Litigation**
Content Type: Dockets
Terms: Facebook
Narrowed By: Content Type: Dockets
Jurisdiction: All Jurisdictions
Practice Areas and Topics: All Practice Areas and Topics
Originated In: Lexis Advance® CourtLink
Type: Document View
Client: -None-
Date & time: Oct 24, 2018 07:52:15 p.m. EDT

Questions about the new Lexis Advance® CourtLink® upgrade?

If you have questions about your transition or additional features or functionality of Courtlink on the Lexis Advance service, contact your LexisNexis® Federal Solutions Consultant.

Chet Lexvold

Federal Solutions Consultant

650.235.0319

Chet.Lexvold@lexisnexis.com

