

# Ravel™ View in case search results

See the citing relationships between cases in your Lexis Advance® search results. Use Ravel™ View to get the “big picture” as you start research. Find key cases faster and uncover overlooked cases. Plus Ravel View incorporates *Shepard’s*® treatment so you can also determine how cases have been treated positively or negatively. This integrated view is available only through the Lexis Advance service.

## How to display Ravel View in case search results

Select the citation map icon in the upper right corner of your case search results screen. (Note: Ravel View is not the default display for case results. You must select the icon.)



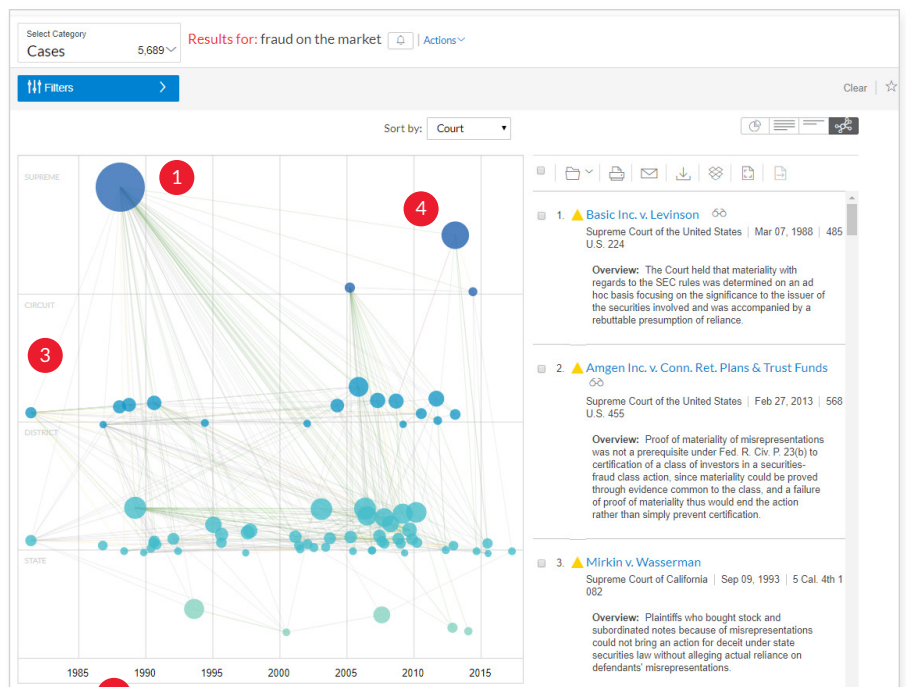
Ravel View graphically presents the top 75 results from your search. Each circle represents one case. The lines connecting cases indicate a citing relationship between the cases in your results list. Line color represents *Shepard’s* treatment, e.g., green for positive. The overall view shows how case results are connected in four ways.

**1 How often each case has been cited,** i.e., how seminal each may be. **The larger the circle, the more the case has been cited.** *Unfamiliar with the area of law? Quickly spot seminal cases.*

**2 Chronologically:** The horizontal axis shows when results cases were decided, from oldest to newest.

**3 By Jurisdiction:** The vertical axis shows the highest federal court at the top, then federal courts, followed by state courts. (Note: Court categories displayed correspond to your search results. For example, if your first 75 results don't include U.S. Supreme Court cases, that category won't display.)

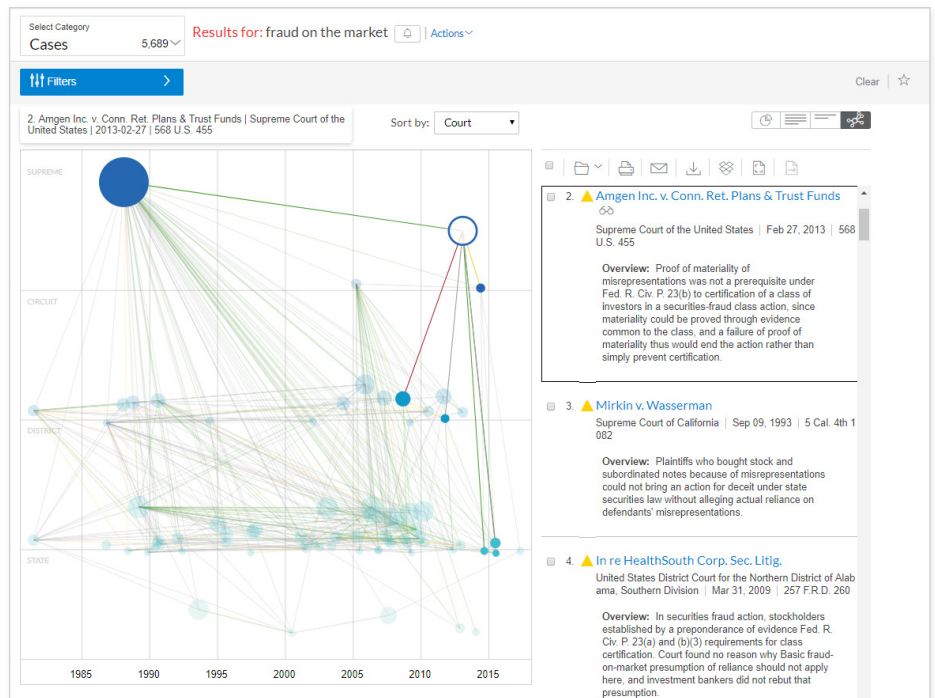
**4 Search relevance:** The higher the circle within the court's horizontal “swim lane,” the more relevant according to your search results.



# How to use Ravel View

**1 Click a case circle.** The case name and cite displays, and the **case connections from your top 75 search results are highlighted.** You'll also see that the *Shepard's* treatment colors on the citing connection lines are highlighted.

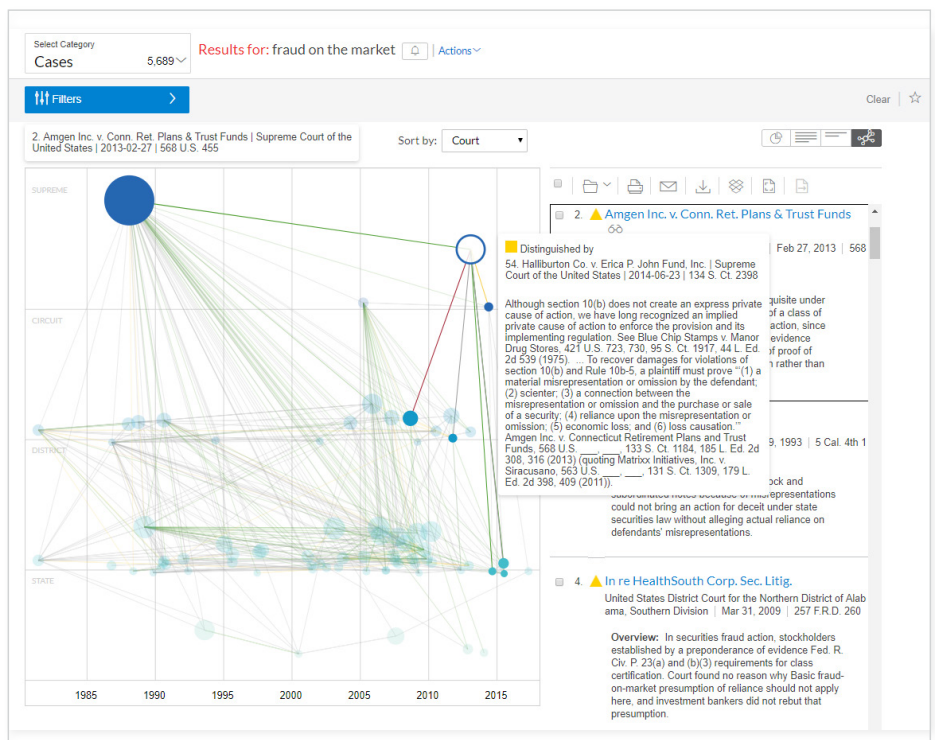
On the right side of your screen, your results list shifts the case you selected to the top of the results list so you can quickly open and review the full text.



**2 View the precise language from decisions in your results that negatively or positively treated your selected case.** Hover over the circle of a citing case to see the point of law discussed and to determine if the other court's analysis is relevant to your research.

To return to the full view of all available case connections, click anywhere in the view background.

At this time, the Ravel View graphics cannot be saved to a Lexis Advance work folder or delivered with Lexis Advance delivery options. You can copy and save screens using your keyboard functions.



There are more ways to use Ravel View; turn the page.

# Refining Ravel View (filtering case results)

You can refine your view to more closely match your matter specifics. The **case filtering options currently available through Lexis Advance are also available** for Ravel View. Just select the **Filters pull-down menu** in the upper-left corner of the map. (To close the filter pane, select Filters again.)

Here are some examples of how you can refine your view:

- **Add another concept to your Ravel View and results:**

Use the Search Within Results filter. Just enter your search words, e.g., Enter: *undue hardship* and click the magnifying glass search button.

- **Refine Ravel View to specific jurisdictions:**

Select a specific state(s), federal jurisdictions or a federal/state combination, e.g., California and Ninth Circuit. Select from the Court filters.

- **Refine Ravel View to a specific time frame:**

Use the timeline sliders to select a specific date range. Or enter specific dates in the timeline box. (Calendar selection is also available.)

Questions? Contact your LexisNexis® account representative.

Name:

Phone:

Email Address:

FIND HOW-TO VIDEOS, GUIDES AND MORE AT THE **LEXIS ADVANCE® SUPPORT & TRAINING SITE**

TALK TO A LEXISNEXIS® CUSTOMER SUPPORT REPRESENTATIVE—LIVE SUPPORT VIRTUALLY 24/7  
**800-543-6862**



Federal	Count
Federal	455
1st Circuit	12
2nd Circuit	12
3rd Circuit	29
4th Circuit	12
5th Circuit	24

State	Count
Alaska	2
California	15
Iowa	1
Kentucky	1
Maine	1

SIGN IN  
**LEXISADVANCE.COM**

LEARN MORE  
**LEXISNEXIS.COM/ADVANCE**