

Lexis Advance Integrated Features

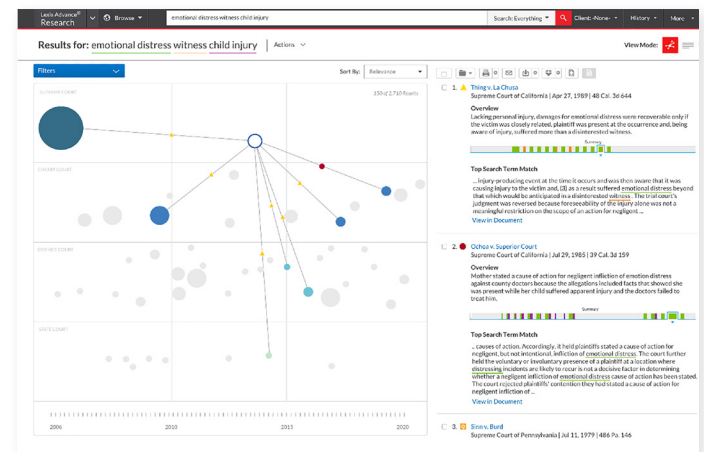
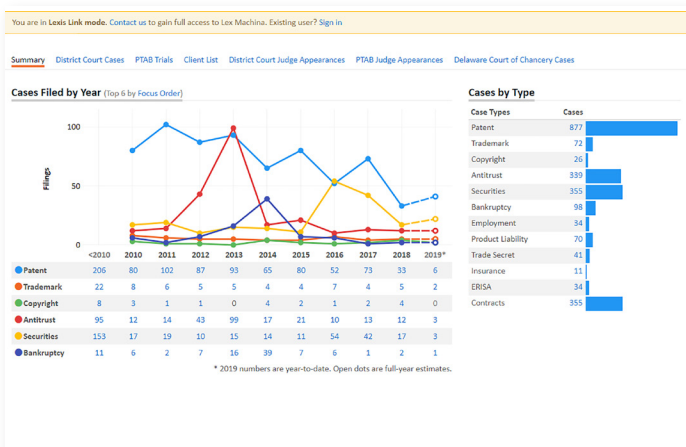
Get access to advanced data visualization, analytics and insights, right within Lexis Advance.

Lex Machina® Legal Analytics® summaries for attorneys, judges and law firms

Lexis Advance includes links to Lex Machina® Legal Analytics® summary charts. Get a snapshot view of a law firm’s litigation trends, a judge’s case load, plus timeline and ruling history; or uncover an attorney’s level of experience by viewing case filings by year and practice area. Find these valuable links to the right of a full-text case on Lexis Advance. Directly link to Lex Machina for seamless access to more robust and revealing analytics (Lex Machina subscription required).

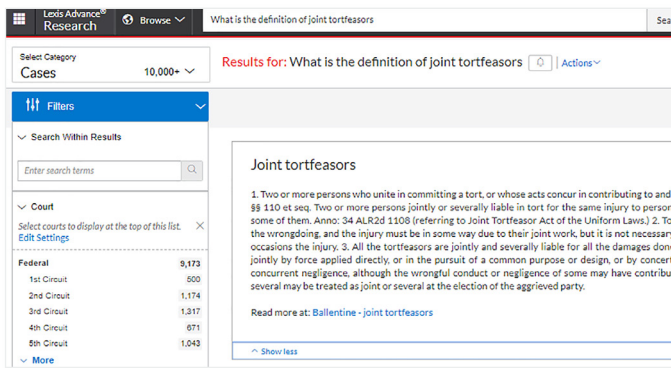
Ravel™ View case law visualization surfaces the most influential cases

Use Ravel™ View to quickly identify the most influential cases from your search results by court level, citation frequency and Shepard’s® treatment—helping you extract the case law you need to support your argument. Select the citation map icon in the upper right corner of your case search results screen. Ravel View graphically presents the top 75 results from your search. Each circle represents one case. The lines connecting cases indicate a citing relationship between the cases in your results list.



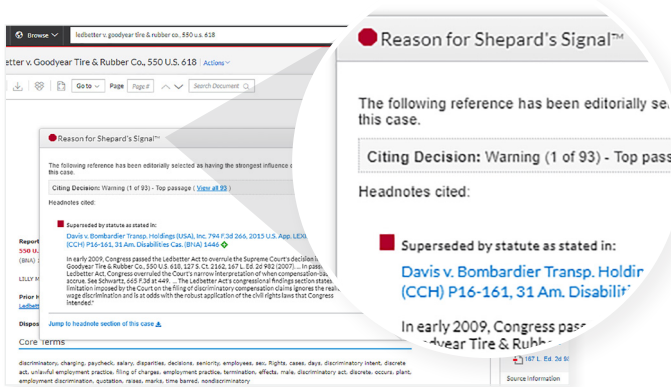
Lexis Answers™ cards

Quickly find specific answers to your research questions with Lexis Answers™ cards. They provide a concise, authoritative answer right at the top of your search results, currently covering definitions, elements, standards of review, burdens of proof, legal doctrines and statutes of limitation at no additional charge. Using powerful machine-learning technology, Lexis Answers cards link to the exact location in the full-text source document to provide the information you need.



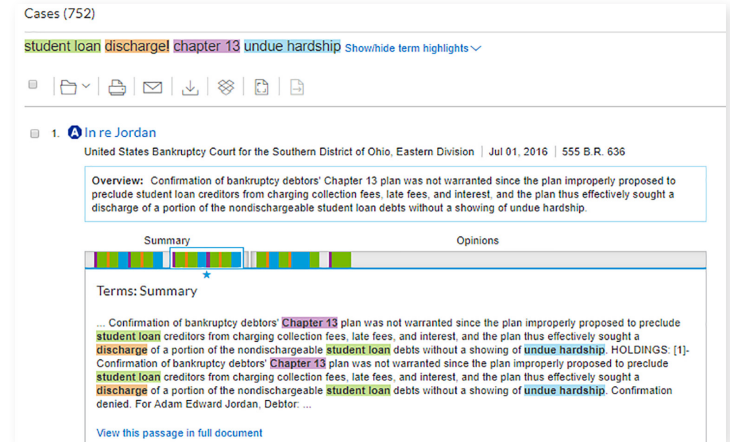
Reason for Shepard's Signal™

It's never been easier to determine good law with the Reason for Shepard's Signal feature. When viewing a case, click on this feature to the right. A new window displays the citing reference that had the strongest influence on the Shepard's Signal analysis, at no additional charge. You'll quickly know why the Shepard's Signal indicator was assigned and review the most important citing references even faster.



Search Term Maps

Experience how data visualization can get you to the most relevant cases faster. You'll see color-coded search terms in your case law search results and a map of their location in the opinion via a navigation bar. Assess the number, distribution and clustering of colorized search terms at a glance. Also, jump directly to a case or passage by clicking a color on the navigation bar.



Legislative Outlook

The Legislative Outlook feature uses predictive analytics and sophisticated algorithms to determine and report the likelihood of a bill's passage through the legislative process. A meter shows a bill's probability for advancing to the next legislative step, based on the politics of the jurisdiction, the sponsor(s)'s influence and past success rate, and other empirical data. Find this complimentary feature when viewing a bill tracking report or full-text bill.



QUESTIONS? CONTACT CUSTOMER SUPPORT 24/7.
800.543.6862

